

Non-Oil Foreign Trade

2020_ Emirate of Dubai

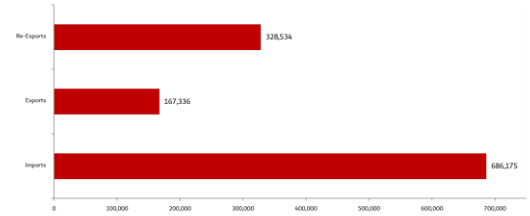


1- Foreign Trade

Non-Oil Foreign Trade reaches 1.182 Trillion AED in 2020.

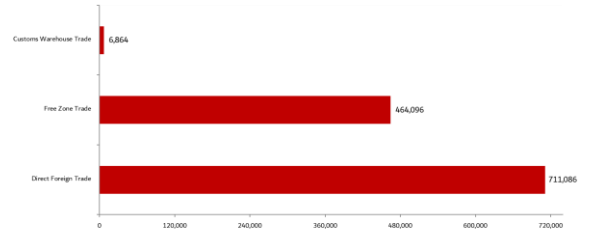
1.1 Foreign Trade by Type

- Foreign Trade Imports amounted 686,175 Million AED in 2020, with contribution of 58.0%.
- Foreign Trade Exports amounted 167,336 Million AED in 2020, with contribution of 14.2%.
- Foreign Trade Re-Exports amounted 328,534 Million AED in 2020, with contribution of 27.8%.



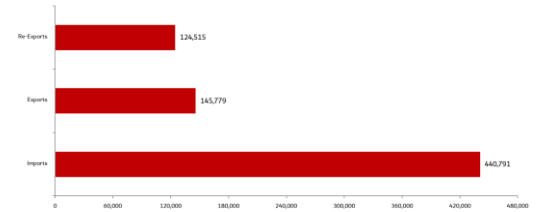
1.2 Foreign Trade by Zone

- Direct Foreign Trade amounted 711,086 Million AED in 2020, with contribution of 60.2%.
- Free Zone Trade amounted 464,096 Million AED in 2020, with contribution of 39.3%.
- Custom Warehouse Trade amounted 6,864 Million AED in 2020, with contribution of 0.6%.



1.3 Direct Foreign Trade

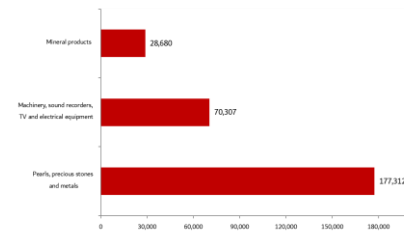
- Direct Foreign Trade Imports amounted 440,791 Million AED in 2020, with contribution of 62.0%.
- Direct Foreign Trade Exports amounted 145,779 Million AED in 2020, with contribution of 20.5%.
- Direct Foreign Trade Re-Exports amounted 124,515 Million AED in 2020, with contribution of 17.5%.



1.3.1 Direct Foreign Trade Imports

- in 2020, Pearls, precious stones and metals obtain the lead in Imports with amount of 177,312 Million AED and contribution of 40.2%, then Machinery, sound recorders, tv and electrical equipment amounted to 70,307 Million AED with contribution of 16.0%, followed by Mineral products amounted to 28,680 Million AED with contribution of 6.5%.

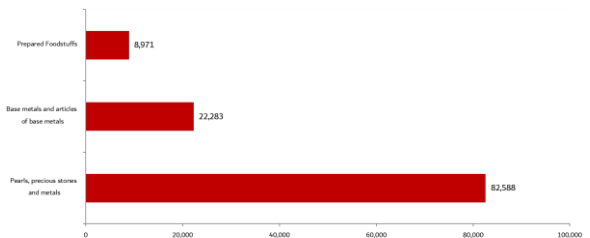
The most outstanding sections in Direct Foreign Trade Imports (value in Million)



1.3.2 Direct Foreign Trade Exports

- in 2020, Pearls, precious stones and metals obtain the lead in Exports with amount of 82,588 Million AED and contribution of 56.7%, then Base metals and articles of base metals amounted to 22,283 Million AED with contribution of 15.3%, followed by Prepared foodstuffs amounted to 8,971 Million AED with contribution of 6.2%.

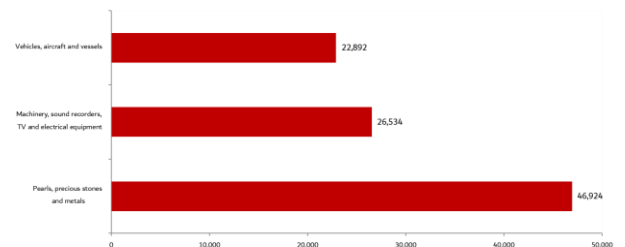
The most outstanding sections in Direct Foreign Trade Exports (value in Million)



1.3.3 Direct Foreign Trade Re-Exports

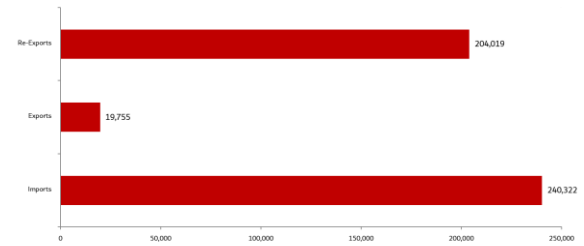
- in 2020, Pearls, precious stones and metals obtain the lead in Re-Export with amount of 46,924 Million AED and contribution of 37.7%, then Machinery, sound recorders, tv and electrical equipment amounted to 26,534 Million AED with contribution of 21.3%, followed by Vehicles, aircraft and vessels amounted to 22,892 Million AED with contribution of 18.4%.

The most outstanding sections in Direct Foreign Trade Re-Exports (value in Million)



1.4 Free Zone Trade

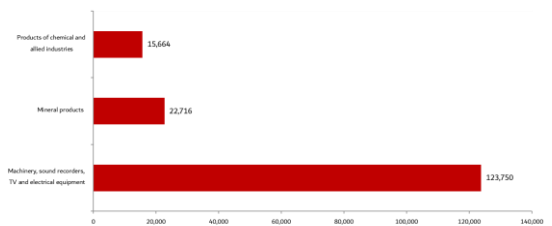
- Imports amounted to 240,322 Million AED and contributed 51.8% of Free Zone Trade in 2020.
- Exports amounted to 19,755 Million AED and contributed 4.3% of Free Zone Trade in 2020.
- Re-Exports amounted to 204,019 Million AED and contributed 44.0% of Free Zone Trade in 2020.



1.4.1 Free Zone Trade Imports

- in 2020, Machinery, sound recorders, tv and electrical equipment obtain the lead in Imports of Free Zone Trade with amount of 123,750 Million AED and contribution of 51.5%, then Mineral products amounted to 22,716 Million AED with contribution of 9.5%, followed by Products of chemical and allied industries amounted to 15,664 Million AED and contribution of 6.5%.

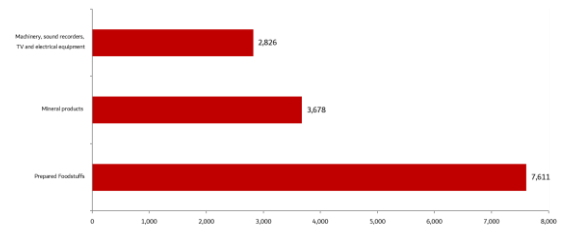
The most outstanding sections in Free Zone Trade Imports (value in Million)



1.4.2 Free Zone Trade Exports

- in 2020, Prepared foodstuffs obtain the lead in Exports of Free Zone Trade with amount of 7,611 Million AED and contribution of 38.5%, then Mineral products amounted to 3,678 Million AED with contribution of 18.6%, followed by Machinery, sound recorders, tv and electrical equipment amounted to 2,826 Million AED and contribution of 14.3%.


The most outstanding sections in Free Zone Trade Exports (value in Million)



1.4.3 Free Zone Trade Re-Exports

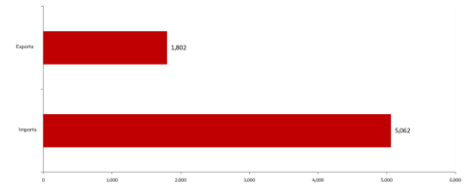
- in 2020, Machinery, sound recorders, tv and electrical equipment obtain the lead in Re-Export of Free Zone Trade with amount of 127,401 Million AED and contribution of 62.4%, then Vehicles, aircraft and vessels amounted to 13,595 Million AED with contribution of 6.7%, followed by Products of chemical and allied industries amounted to 12,165 Million AED and contribution of 6.0%.

The most outstanding sections in Free Zone Trade Re-Exports (value in Million)



1.5 Custom Warehouse Trade

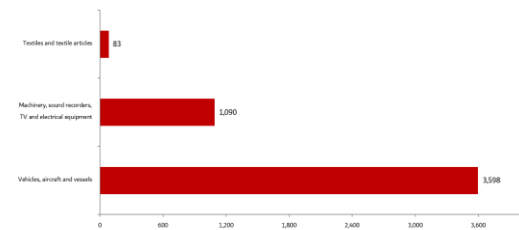
- Imports amounted to 5,062 Million AED and contributed 73.8% of Custom Warehouse Trade in 2020.
- Exports amounted to 1,802 Million AED and contributed 26.2% of Custom Warehouse Trade in 2020.



1.5.1 Custom Warehouse Trade Imports

- in 2020, Vehicles, aircraft and vessels obtain the lead in Imports of Custom Warehouse Trade with amount of 3,598 Million AED and contribution of 71.1%, then Machinery, sound recorders, tv and electrical equipment amounted to 1,090 Million AED with contribution of 21.5%, followed by Textiles and textile articles amounted to 83 Million AED and contribution of 1.6%.

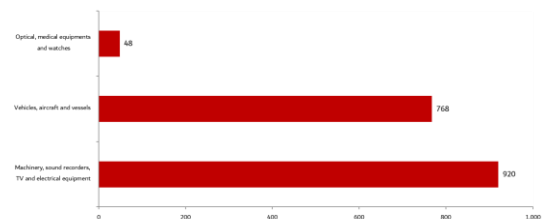
The most outstanding sections in Custom Warehouse Trade Imports (value in Million)



1.5.2 Custom Warehouse Trade Exports

- in 2020, Machinery, sound recorders, tv and electrical equipment obtain the lead in Exports of Custom Warehouse Trade with amount of 920 Million AED and contribution of 51.1%, then Vehicles, aircraft and vessels amounted to 768 Million AED with contribution of 42.6%, followed by Optical, medical equipments and watches amounted to 48 Million AED and contribution of 2.7%.

The most outstanding sections in Custom Warehouse Trade Exports (value in Million)



Source: Dubai Custom- Preliminary data